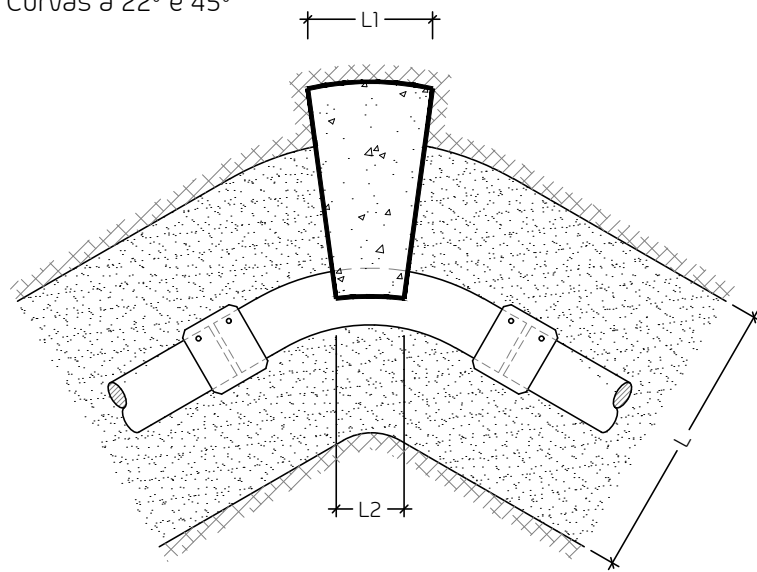
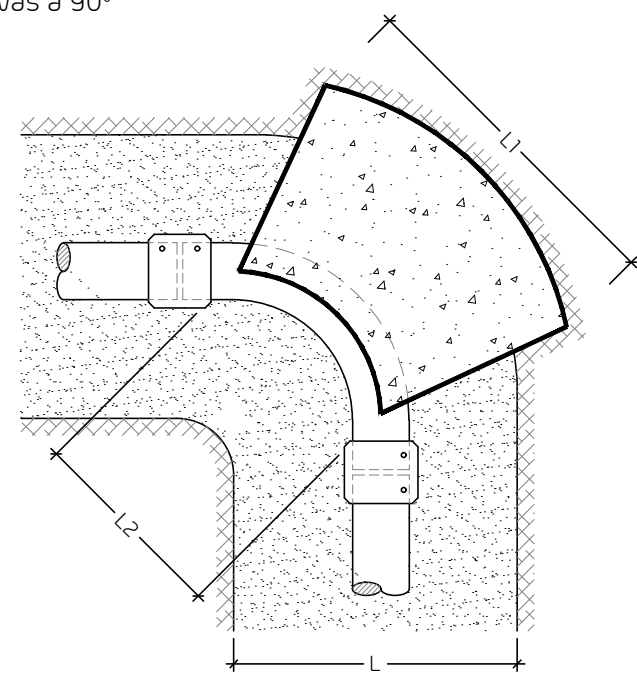


Curvas a 22° e 45°



Curvas a 90°



Curvas a 22°

Diam.	AREA Encosto (min)	L1	H	L(vala)	L2	L3	V(m3)
90.0	0.02	0.20	0.10	0.700	0.180	0.350	0.007
110.0	0.04	0.25	0.20	0.700	0.220	0.350	0.016
125.0	0.05	0.25	0.20	0.700	0.250	0.350	0.018
140.0	0.06	0.25	0.25	0.700	0.280	0.350	0.023
160.0	0.08	0.30	0.25	0.700	0.320	0.350	0.027
180.0	0.10	0.35	0.30	0.700	0.360	0.350	0.037
200.0	0.12	0.40	0.30	0.700	0.400	0.350	0.042
225.0	0.15	0.50	0.30	0.725	0.450	0.363	0.052
250.0	0.19	0.65	0.30	0.750	0.500	0.375	0.065
280.0	0.23	0.70	0.35	0.750	0.500	0.375	0.079
315.0	0.30	0.70	0.45	0.815	0.630	0.408	0.122
355.0	0.38	0.80	0.50	0.855	0.710	0.428	0.161
400.0	0.48	0.95	0.50	0.855	0.710	0.428	0.177
450.0	0.60	1.00	0.60	0.855	0.710	0.428	0.219
500.0	0.75	1.00	0.80	0.855	0.710	0.428	0.292
560.0	0.94	1.10	0.90	0.855	0.710	0.428	0.348

Curvas a 45°

Diam.	AREA Encosto (min)	L1	H	L(vala)	L2	L3	V(m3)
90.0	0.05	0.20	0.30	0.700	0.180	0.350	0.020
110.0	0.07	0.25	0.30	0.700	0.220	0.350	0.025
125.0	0.09	0.30	0.30	0.700	0.250	0.350	0.029
140.0	0.12	0.40	0.30	0.700	0.280	0.350	0.036
160.0	0.15	0.50	0.30	0.700	0.320	0.350	0.043
180.0	0.19	0.50	0.40	0.700	0.360	0.350	0.060
200.0	0.24	0.50	0.50	0.700	0.400	0.350	0.079
225.0	0.30	0.60	0.50	0.725	0.450	0.363	0.095
250.0	0.37	0.80	0.50	0.750	0.500	0.375	0.122
280.0	0.47	0.80	0.60	0.750	0.500	0.375	0.146
315.0	0.59	1.00	0.60	0.815	0.630	0.408	0.199
355.0	0.75	1.25	0.60	0.855	0.710	0.428	0.251
400.0	0.96	1.40	0.70	0.855	0.710	0.428	0.316
450.0	1.21	1.55	0.80	0.855	0.710	0.428	0.387
500.0	1.49	1.50	1.00	0.855	0.710	0.428	0.472
560.0	1.87	1.90	1.00	0.855	0.710	0.428	0.558

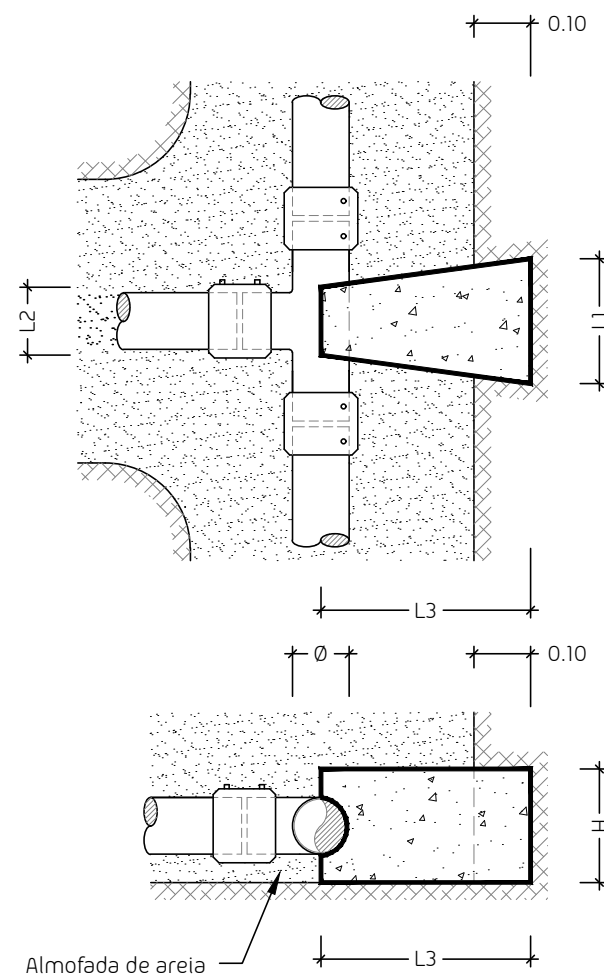
Curvas a 90°

Diam.	AREA Encosto (min)	L1	H	L(vala)	L2	L3	V(m3)
90.0	0.09	0.40	0.30	0.700	0.180	0.350	0.030
110.0	0.13	0.50	0.30	0.700	0.220	0.350	0.038
125.0	0.17	0.60	0.30	0.700	0.250	0.350	0.045
140.0	0.22	0.75	0.30	0.700	0.280	0.350	0.054
160.0	0.28	0.75	0.40	0.700	0.320	0.350	0.075
180.0	0.36	0.90	0.40	0.700	0.360	0.350	0.088
200.0	0.44	0.90	0.50	0.700	0.400	0.350	0.114
225.0	0.56	1.10	0.50	0.725	0.450	0.363	0.141
250.0	0.69	1.40	0.50	0.750	0.500	0.375	0.178
280.0	0.87	1.40	0.65	0.750	0.500	0.375	0.232
315.0	1.10	1.60	0.70	0.815	0.630	0.408	0.318
355.0	1.40	2.00	0.70	0.855	0.710	0.428	0.406
400.0	1.77	2.25	0.80	0.855	0.710	0.428	0.506
450.0	2.24	2.50	0.90	0.855	0.710	0.428	0.618
500.0	2.77	2.50	1.10	0.855	0.710	0.428	0.755
560.0	3.47	3.20	1.10	0.855	0.710	0.428	0.920

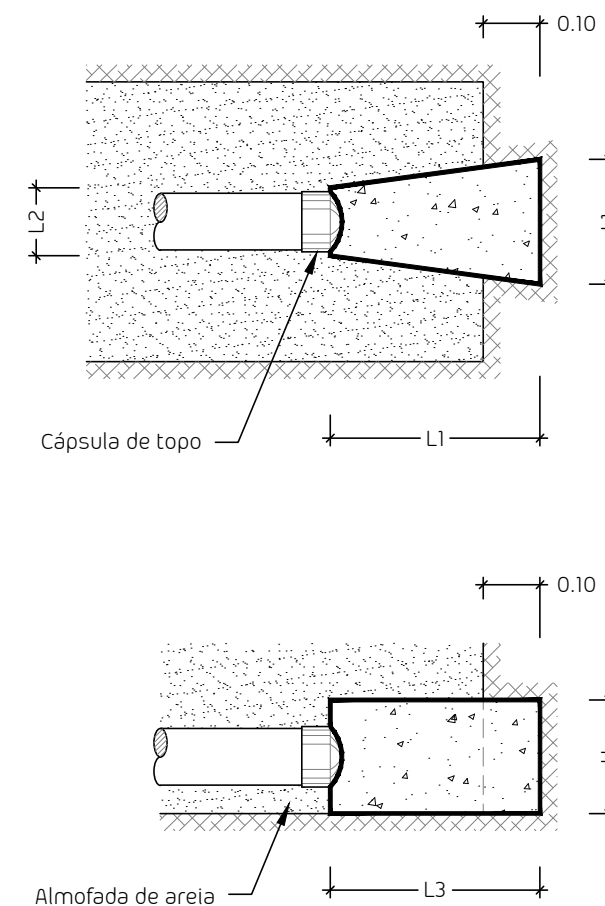
Tês e Juntas cegas

Diam.	AREA Encosto (min)	L1	H	L(vala)	L2	L3	V(m3)
90.0	0.02	0.20	0.10	0.700	0.090	0.450	0.007
110.0	0.02	0.20	0.10	0.700	0.110	0.450	0.007
125.0	0.03	0.20	0.20	0.700	0.125	0.450	0.015
140.0	0.04	0.20	0.20	0.700	0.140	0.450	0.014
160.0	0.05	0.30	0.20	0.700	0.160	0.450	0.021
180.0	0.06	0.30	0.20	0.700	0.180	0.450	0.022
200.0	0.08	0.40	0.20	0.700	0.200	0.450	0.027
225.0	0.10	0.40	0.25	0.725	0.225	0.463	0.036
250.0	0.12	0.40	0.30	0.750	0.250	0.475	0.046
280.0	0.15	0.50	0.40	0.780	0.280	0.490	0.076
315.0	0.19	0.50	0.40	0.815	0.315	0.508	0.083
355.0	0.25	0.70	0.40	0.855	0.355	0.528	0.111
400.0	0.31	0.80	0.40	0.900	0.400	0.550	0.132
450.0	0.40	0.80	0.50	0.950	0.450	0.575	0.180
500.0	0.49	0.80	0.70	1.000	0.500	0.600	0.273
560.0	0.62	0.90	0.70	1.600	0.560	0.900	0.460

Tês



Juntas cegas



Projeto:

[descrição do projeto]

Desenho:

Pormenor de Maciços de Amarração

Fase:

projeto de execução

Processo:

Ficheiro:

PE00_00

PE00_00_Des.00_0

Projetou:

Desenhou:

João Rocha

Cláudia Camalhão

Data:

Escala:

janeiro 2023

sem escala

Rev. nº:

Des. nº:

00

00